

**PROVISIONAL SELECTION LIST FOR**  
**B.Sc. MICROBIOLOGY HONOURS-2018**

**TENTATIVE LIST SUBJECT TO FINAL CHECKING OF MARKS, CERTIFICATES etc.**

**EXTENDED - 2<sup>ND</sup> LIST**

**MERIT LIST – GENERAL CATEGORY – in order of Application Code Number (Form Number)**

**On the basis of Index Marks. Index Marks = Agg % + Bio % + Chem % (out of 300)**

**Cut off: ISC – 277 / CBSE – 278 / WBHS - 259 / OTHER BOARDS - 265**

Application Code, Name & Index Marks..

MCB00092	SWAGATA CHATTOPADHYAY	278.30
MCB00131	SWAPNIL BASU	278.30
MCB00145	SHOUVIK BHATTACHARYA	278.80
MCB00154	ANIKET DEY SARKAR	277.00
MCB00242	PROTANU GHOSH	277.50
MCB00292	SHATABDI GHOSH	277.50
MCB00293	MRIGANKA SAHA	278.30
MCB00347	MEGHAMALA DASGUPTA	278.80

MCB00404	EEASHA MONDAL	277.80
MCB00441	SURYADIPTA CHATTERJEE	278.80
MCB00550	SOURAV GANGULY	279.30
MCB00558	SHREYA SEN	279.00
MCB00619	ANIRBAN HALDER	259.00
MCB00779	PRERONA BHOWMICK	278.80
MCB00829	SOUHADRI DAS	279.30
MCB00848	AHANA SARKAR	277.80

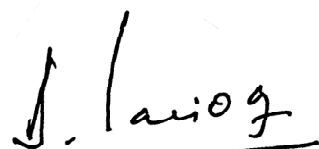
MCB00893	ADRIJA BHATTACHARYYA	279.30
MCB00913	DEBAJYOTI DEB	278.30
MCB01007	JUI CHATTERJEE	259.30
MCB01081	RITWIKA JANA	259.30
MCB01177	SHALMOLI DASGUPTA	278.30
MCB01277	KOYEL DAS	259.00
MCB01385	SONALI MONDAL	259.00

**LIST CATEGORY III & IV– in order of Application Code Number (Form Number)**

Application Code & Name..

MCB00013	UJAAN ROY
----------	-----------

MCB00123	SYLVIA DENIS
----------	--------------



Rev. Dr. Dominic Savio, S.J.  
Principal

28-06-2018

Please read the enrolment guidelines before coming for admissions. The guidelines are available with the list and at the college website [www.sxccal.edu](http://www.sxccal.edu).

**DATE & TIME OF ENROLMENT:**

June 29 from 8:30am to 10:30am.

**FOR ENROLMENT THEY ARE TO BRING WITH THEM :**

*(Bring all originals for verification)*

- 1.- The Acknowledgement sheet attested only by the Principal of the last school attended and Bank/Online payment slip in the original.
- 2.- Their previous exam. Admit Card and Marksheet in the original
- 3.- Two copies of the Marksheet attested only by the Principal of the last school attended.
- 4.- Attested Date of birth Certificate (Class X Admit card / Marksheet/Certificate).
- 5.- Four stamp-size recent photographs (without any attestation).
6. - Original Migration Certificate for migrating candidates only.
7. - Proof of address (Electricity bill/Tel. bill/Voter's ID Card)
8. – Aadhaar Card and a photocopy of the same.
9. - Laminated marksheet will not be accepted.
- 10.- The College fees:

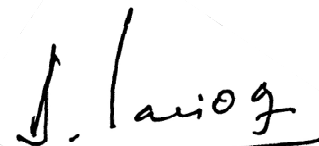
Subject Combination	Fees
With Sociology/Bengali/Maths (common)	Rs.47,500/-
With Film Study	Rs.49,500/-
With Physics	Rs.49,200/-
With Computer Science	Rs.50,000/-
With Biotechnology	Rs.50,000/-

**Fees can be paid through DEBIT/CREDIT Card only. No other mode of payment will be available.**

**Choice of Generic Elective subjects will be limited.**


- *Blood Group is to be written in the form given during admission.*
- *Candidates and their parents will be required to give an undertaking in the form of a signed document that the rules and regulations are clearly understood and these will be adhered to.*
- *Migrant students must bring a proof of residence in Kolkata for the next 3 years. Their local guardians must accompany them.*
- *CHRISTIAN STUDENTS must show their original Baptism Certificate.*
- *CATHOLIC STUDENTS must bring a letter from the PARISH PRIEST about their participation in Parish activities.*
- *SC/ST candidates must show their original SC/ST Certificate.*

**Inauguration, orientation and distribution of routines on July 2 at 2 p.m. Attendance is compulsory.**



Rev. Dr. Dominic Savio, S.J.  
Principal

28-06-2018



1. Go to **THE ROHINTON KAPADIA HALL (2<sup>ND</sup> FLOOR)**. Show your **APPLICATION FORM**, online payment receipt, 1 copy of attested Mark Sheet and copy of proof of date of birth at the counter. Collect: A) **ENROLMENT FORM** B) **CYBER CARD**.

2. Fill in your Enrolment Form and Cyber Card.

**ENTER YOUR FULL NAME AS PER YOUR CLASS X AND XII CERTIFICATES**. Ensure that you spell your name in the same way in the Enrolment Form and Cyber Card.

For your Generic Electives, carefully study the **available subjects** as given in the Enrolment Form and then make your choices. Your department faculty will meet you in the designated room for counseling on choice of the Generic Elective subjects. You are to provide **2 choices** from each pool (see relevant section of your Enrolment Form).

You must choose one Modern Indian Language (Bengali OR Hindi OR English) in Semester II. **English is available only to students who did not have Bengali or Hindi at Class X level.**

3. After completing the Enrolment Form, proceed for verification of your completed forms. (*You will be informed about the venue/Room No. for verification*). Make sure that you have all your relevant documents in the following order :

- (i) **Enrolment Form**
- (ii) **Original Application Form (attested by Principal/Headmaster of school last attended) and Bank Payment receipt**
- (iii) **ONE attested copy of Mark Sheet**
- (iv) One copy of Proof of Date of Birth (Birth Certificate/ Class X Mark Sheet or Admit Card/ Voter ID Card)
- (v) Copy of Aadhar Card
- (vi) Original SC/ST/OBC/Baptism Certificate (for Christian Students)
- (vii) Original Migration Certificate (not for WBHS/ISC/CBSE)
- (viii) Proof of address (Electricity bill/Tel. bill/Voter's ID Card)
- (ix) **TWO PHOTOGRAPHS** (stamp size). Stick ONE photograph on the space provided in the Enrolment form, and ONE photograph on your Cyber Card

*Note: Your original and final SC/ST/OBC/Baptism Certificate must be produced.*

4. Proceed to the **Arts and Science Office** for final verification. The **Deans of Arts/ Science** will assign your **Roll Number** and confirm your **Generic Elective subjects**. Ensure that your Name, Roll Number and Course have been entered on your Cyber Card.

5. The **Vice-Principal** will now check and sign your form.

6. Collect your Fee Slip from **Counter 1**.

**Carefully check the information on Fee structures posted on the Selection list and in Room No. 6 (Waiting Room for Parents) and on Notice Boards.** Students who chose a Generic Elective with practical must add the Practical Fee and compute the Grand Total.

7. Proceed to the Main Parlour for fee payment by Credit/Debit Card.

**NOTE: Fee refund in case of withdrawal of admission will be subject to college rules as given in the college website and notice boards.**

8. After payment of your admission fees report to the **Arts and Science office Window**. Show your **payment receipt and submit your original Mark Sheet and your Enrolment Form and Cyber Card** (with photographs pasted on both).

9. Collect your original Mark Sheet, and your fee slip.

10. Proceed to **Counter 5** for entry of your name in the College Rolls.

11. Collect your Cyber Card from **Counter 3**. Ensure that your Cyber Card has been stamped with the college seal. **Keep the Cyber Card carefully as it will be your temporary I.D. card.**

12. **Proceed to the ID office – Computer Centre, 3<sup>rd</sup> Floor, College Chapel wing. Show your Cyber Card for identification.**

*Your admission process is over only after you have completed all of the above steps.*

Inauguration on **MONDAY JULY 2<sup>ND</sup> 2018**  
B.A., MASS COM AND MULTIMEDIA at 12.00 p.m.  
B.SC and BIOTECH at 2.00 p.m.  
Attendance is Compulsory.

*Classes begin on July 4th 2018*

Rev. Dr. Dominic Savio, S.J.  
Principal