

ADMISSION - 2018
PROVISIONAL SELECTION LIST FOR
B.A. GENERAL
2ND LIST

TENTATIVE LIST SUBJECT TO FINAL CHECKING OF MARKS, CERTIFICATES etc.

LIST – RESERVED CATEGORY – in order of Application Code Number (Form Number)

Application Code Number & Name

BAG00004	SEBASTIAN JUDE COELHO
BAG00022	KAREN ANITA ROSALIN ANDRE
BAG00052	NIGEL O'BRIEN
BAG00079	ANIMESH INDWAR
BAG00081	ZENOBIA MCCOY
BAG00083	ADAM MARK ALISTAIR
BAG00112	JULIANA SURPITA ROZARIO

BAG00118	DWAYNE KOHLHOFF
BAG00124	SANGITA TOPPO
BAG00126	ALISTAIR NEIL TUCKER
BAG00164	PRIYANKA CHETRI
BAG00341	BARNALI ALPHONSA SOREN
BAG00352	RITIKA KISPOTTA
BAG00358	ANSU RAI

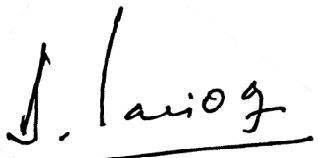
BAG12003	SUJATA HEMBROM
BAG12010	EDWIN GONSALVES
BAG12014	RYAN TERENCE JOSEPH
BAG12020	REUBEN AUGUSTINE DEWAN
BAG12024	ANSU XALXO
BAG12028	CRYSTAL OLIVIA RAZA
BAG12029	AUGUSTIN RONNEY ROY

LIST –CATEGORY III & IV – in order of Application Code Number (Form Number)

BAG00007	BEATRICE NEELA GHOSH
BAG00104	TAUSIF IQBAL
BAG00319	GOURANGA MAHATHA
BAG00412	SAMIUL HOQUE
BAG00420	USHA CHHETRI
BAG00464	ROMITA RAY
BAG00486	MD KHALID ANSARI

BAG12001	SARPA MURMU
BAG12002	ASHA KUMARI A
BAG12003	SUJATA HEMBROM
BAG12004	BENJINISH M MARAK
BAG12005	LIDENO W TUNGOE
BAG12006	GLORIYA POHPLET
BAG12007	GLORIA TIGGA

BAG12008	PRAFULLA MINZ
BAG12009	SYLVIA HILDA EATON
BAG12033	SIMRANJEET KAUR
BAG12035	PURASKRIT LAMA
BAG12036	SHEIKH FAIZAN
BAG12037	AIYASA KHATUN


 Rev. Dr. Dominic Savio, S.J.
 Principal

Please read the enrolment guidelines before coming for admissions. The guidelines are available with the list and at the college website www.sxccal.edu.

DATE & TIME OF ENROLMENT:

June 22 & 25 (8:30am to 12:30 pm.).

FOR ENROLMENT THEY ARE TO BRING WITH THEM :

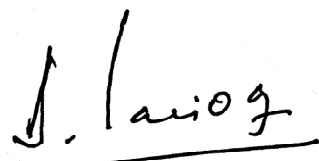
(Bring all originals for verification.)

- 1.- The Acknowledgement sheet attested only by the Principal of the last school attended and Bank/Online payment slip in the original.
- 2.- Their previous exam. Admit Card and Marksheet in the original
- 3.- Two copies of the Marksheet attested only by the Principal of the last school attended.
- 4.- Attested Date of birth Certificate (Class X Admit card / Marksheet/Certificate).
- 5.- Four stamp-size recent photographs (without any attestation).
6. - Original Migration Certificate for migrating candidates only.
7. - Proof of address (Electricity bill/Tel. bill/Voter's ID Card)
8. – Aadhaar Card and a photocopy of the same.
9. - Laminated marksheet will not be accepted.
- 10.- The College fees: **Rs. 20,900/-**


Fees can be paid through DEBIT/CREDIT Card only. No other mode of payment will be available.

- *Blood Group is to be written in the form given during admission.*
- *Candidates and their parents will be required to give an undertaking in the form of a signed document that the rules and regulations are clearly understood and these will be adhered to.*
- *Migrant students must bring a proof of residence in Kolkata for the next 3 years. Their local guardians must accompany them.*
- *CHRISTIAN STUDENTS must show their original Baptism Certificate.*
- *CATHOLIC STUDENTS must bring a letter from the PARISH PRIEST about their participation in Parish activities.*
- *SC/ST candidates must show their original SC/ST Certificate.*

Inauguration, orientation and distribution of routines on July 2 at 12:00 noon. Attendance is compulsory.



Rev. Dr. Dominic Savio, S.J.
Principal



B.A. & B.Sc. ENROLMENT 2018
ADMISSION GUIDELINES FOR SELECTED CANDIDATES

1. Go to **THE ROHINTON KAPADIA HALL (2ND FLOOR)**. Show your **APPLICATION FORM, online payment receipt, 1 copy of attested Mark Sheet and copy of proof of date of birth at the counter**. Collect: A) **ENROLMENT FORM** B) **CYBER CARD**.
2. Fill in your Enrolment Form and Cyber Card.
ENTER YOUR FULL NAME AS PER YOUR CLASS X AND XII CERTIFICATES. Ensure that you spell your name in the same way in the Enrolment Form and Cyber Card.
For your Generic Electives, carefully study the **available subjects** as given in the Enrolment Form and then make your choices. Your department faculty will meet you in the designated room for **counseling** on choice of the Generic Elective subjects. You are to provide **2 choices** from each pool (see relevant section of your Enrolment Form).

You must choose one Modern Indian Language (Bengali OR Hindi OR English) in Semester II. **English is available only to students who did not have Bengali or Hindi at Class X level.**

3. After completing the Enrolment Form, proceed for verification of your completed forms. (*You will be informed about the venue/Room No. for verification*). Make sure that you have all your relevant documents in the following order :

- (i) **Enrolment Form**
- (ii) **Original Application Form (attested by Principal/Headmaster of school last attended) and Bank Payment receipt**
- (iii) **ONE attested copy of Mark Sheet**
- (iv) One copy of Proof of Date of Birth (Birth Certificate/ Class X Mark Sheet or Admit Card/ Voter ID Card)
- (v) Copy of Aadhar Card
- (vi) Original SC/ST/OBC/Baptism Certificate (for Christian Students)
- (vii) Original Migration Certificate (not for WBHS/ISC/CBSE)
- (viii) Proof of address (Electricity bill/Tel. bill/Voter's ID Card)
- (ix) **TWO PHOTOGRAPHS** (stamp size). Stick ONE photograph on the space provided in the Enrolment form, and ONE photograph on your Cyber Card

Note: Your original and final SC/ST/OBC/Baptism Certificate must be produced.

4. Proceed to the **Arts and Science Office** for final verification. The **Deans of Arts/ Science** will assign your **Roll Number** and confirm your **Generic Elective subjects**. Ensure that your Name, Roll Number and Course have been entered on your Cyber Card.
5. The **Vice-Principal** will now check and sign your form.
6. Collect your Fee Slip from **Counter 1**.
Carefully check the information on Fee structures posted on the Selection list and in Room No. 6 (Waiting Room for Parents) and on Notice Boards. Students who chose a Generic Elective with practical must add the Practical Fee and compute the Grand Total.
7. Proceed to the Main Parlour for fee payment by Credit/Debit Card.
NOTE: Fee refund in case of withdrawal of admission will be subject to college rules as given in the college website and notice boards.
8. After payment of your admission fees report to the **Arts and Science office Window**. Show your **payment receipt and submit your original Mark Sheet and your Enrolment Form and Cyber Card** (with photographs pasted on both).
9. Collect your original Mark Sheet, and your fee slip.
10. Proceed to **Counter 5** for entry of your name in the College Rolls.
11. Collect your Cyber Card from **Counter 3**. Ensure that your Cyber Card has been stamped with the college seal. **Keep the Cyber Card carefully as it will be your temporary I.D. card.**
12. **Proceed to the ID office – Computer Centre, 3rd Floor, College Chapel wing. Show your Cyber Card for identification.**

Your admission process is over only after you have completed all of the above steps.

Inauguration on MONDAY JULY 2ND 2018
B.A., MASS COM AND MULTIMEDIA at 12.00 p.m.
B.SC and BIOTECH at 2.00 p.m.
Attendance is Compulsory.

Classes begin on July 4th 2018

Rev. Dr. Dominic Savio, S.J.
Principal